


केन्द्रीय विद्यालय संगठन, नई दिल्ली

KENDRIYA VIDYALAYA SANGATHAN, NEW DELHI



तत् त्वं पूषन् अपावृणु  
केन्द्रीय विद्यालय संगठन

**RESOURCE MATERIAL**  
**FOR ENGLISH**  
**CLASS – II**  
**TEACHER'S MANUAL**



**2015**

आंचलिक शिक्षा एवं प्रशिक्षण संस्थान, भुवनेश्वर  
Zonal Institute of Education & Training,

## हमारे संरक्षक / OUR PATRONS

श्री संतोष कुमार मल्ल (आईएएस)  
आयुक्त, के. वि. सं. नई दिल्ली

**SH. SANTOSH KUMAR MALL (IAS)**  
**Commissioner, KVS, New Delhi**

श्री जी. के. श्रीवास्तव (आईएएस)  
अपर आयुक्त (प्रशासन), के. वि. सं. नई दिल्ली

**SH. G. K. SRIVASTAVA (IAS)**  
**Additional Commissioner (Administration)**

श्री यू एन खवारे  
अपर आयुक्त (शैक्षणिक), के. वि. सं. नई दिल्ली

**SH. U. N. KHAWARE**  
**Additional Commissioner (Academics)**

डॉ सचिकान्त  
संयुक्त आयुक्त (प्रशिक्षण), के. वि. सं. नई दिल्ली

**DR. SACHIKANT**  
**Joint Commissioner (Training)**

डॉ वी विजयलक्ष्मी  
संयुक्त आयुक्त (शैक्षणिक), के. वि. सं. नई दिल्ली

**DR. (SMT.) V. VIJAYALAKSHMI**  
**Joint Commissioner (Academics)**

डॉ ई प्रभाकर  
संयुक्त आयुक्त (कार्मिक), के. वि. सं. नई दिल्ली

**DR. E. PRABHAKAR**  
**Joint Commissioner (Personnel)**

श्री एम अरुमुगम  
संयुक्त आयुक्त (वित्त), के. वि. सं. नई दिल्ली

**SH. M. ARUMUGAM**  
**Joint Commissioner (Finance)**

श्री एस विजयकुमार  
संयुक्त आयुक्त (प्रशासन), के. वि. सं. नई दिल्ली

**SH. S. VIJAYAKUMAR**  
**Joint Commissioner (Administration)**

# **EDITORIAL BOARD**

## **DIRECTOR**

**Ms. USHA ASWATH IYER**

**Director & Deputy Commissioner, KVS – ZIET Bhubaneswar**

**Mrs. Sylvia Francis (PGT-English)**

**K.V. Khurda Road, Bhubaneswar Region**

**Mrs. Nila Nippani (TGT-English)**

**K.V. No. 2 Cuttack, Bhubaneswar Region**

**Mrs. Kuheli Majumdar (HM)**

**K.V. No. 2 CRPF Bhubaneswar, Bhubaneswar Region**

**Mrs. Sharmila Sur (PRT)**

**K.V. OF Dumdum, Kolkata Region**

**Mrs. Subhashree Mohapatra (PRT)**

**K. V. No. 2 Cuttack, Bhubaneswar Region**

## **RESOURCE PERSON**


**SH. KALI PRASAD DASH**

**PGT (ENGLISH), ZIET BHUBANESWAR**

## **COORDINATOR AND TECHNICAL ASSISTANT**

**Dr. SANTOSH GUPTA**

**LIBRARIAN, ZIET BHUBANESWAR**



# MATERIAL PRODUCTION TEAM

## CLASS- ONE

**TEAM LEADER** : Ms. Ratna Chakravarty (PRT) K.V. Ballygunge (Kolkata Region)  
**MEMBERS** : 1. Ms Saswati Choudhury (TGT-English), K V Silchar (Silchar Region)  
2. Mr. Pratap Kishore Mohanty (PRT), K.V. Puri (Bhubaneswar Region)

## CLASS- TWO & THREE

**TEAM LEADER** : Mrs. Sharmila Sur (PRT), K.V. OF Dumdum (Kolkata Region)  
**MEMBERS** : 1. Mrs. Subhashree Mohapatra (PRT), K.V. No. 2 Cuttack (BBSR Region)  
2. Mrs. Lucy Moirangthem (PRT), K.V. No. 1 Imphal (Silchar Region)  
3. Mr. Biswajit Banik (HM), K.V. No.1 Salt Lake (Kolkata Region)

## CLASS- FOUR & FIVE

**TEAM LEADER** : Mrs. Kuheli Majumdar (HM), K.V. No. 2 CRPF Bhubaneswar (BBSR Region)  
**MEMBERS** : 1. Ms. Geeta Patnaik (PRT), K.V. No. 2 2 CRPF Bhubaneswar (BBSR Region)  
2. Mr. Pradip Kumar Roy (PRT), K.V. IIM Joka (Kolkata Region)  
3. Mr. Dhananjay P. Chaudhary (HM), K.V. Barrackpur Army (Kolkata Region)

## CLASS- SIX


**TEAM LEADER** : Mr. Chinmoy Banerjee (TGT-English), K.V. Ballygunge (Kolkata Region)  
**MEMBERS** : 1. Mrs. Seema Dasgupta (TGT-English), K.V. Barrackpur Army (Kolkata Region)  
2. Mrs. Renuka Goswami (TGT-English), K.V. CRPF Amerigog (Guwahati)  
3. Mrs. Sikha Sangma (TGT-English), K.V. Borjhar (Guwahati Region)

## CLASS- SEVEN

**TEAM LEADER** : Mrs. J. Sudha (TGT-English), K.V. 1 Srivijayanagar Visakhapatnam (BBSR)  
**MEMBERS** : 1. Mrs. R. Sujatha (TGT-English), K.V. Narangi (Guwahati Region)  
2. Mr. V. S. S. Prasad (TGT-English), K.V. No. 1 Srivijayanagar Visakhapatnam  
3. Mr. Baidyanath Sarangi (TGT-English), K.V. Puri (Bhubaneswar Region)

## CLASS- EIGHT

**TEAM LEADER** : Ms. Marream Zuberi (TGT-English), K.V. Silchar (Silchar Region)  
**MEMBERS** : 1. Mr. Pradip Kumar Palit (TGT-English), K.V. Asansol (Kolkata Region)  
2. Mrs. Sarda Laishram (TGT-English), K.V. No. 1 Imphal (Silchar Region)  
3. Mrs. Jhuma Nath (TGT-English), K.V. Silchar (Silchar Region)





## **DIRECTOR'S MESSAGE**

**Dear Teacher,**

**The Resource Material for English covers Classes I to VIII. It is an attempt to empower the teacher with more activities which can be used in the classroom. The need to master English has always been felt and hence Kendriya Vidyalaya Sangathan decided to target the elementary classes, so that students can be confident by the time they reach the secondary stage. The heavy stress on writing, at the cost of developing other language skills, has been one of the main causes of our students' poor communication skills. This book attempts to redress the imbalance by adding inputs on developing listening skills along with the other skills of reading, writing and speaking.**

**Each Unit of the textbook is covered. The four core skills of Listening, Speaking, Reading and Writing are the focus points of the material. Teachers can make copies of certain activities or exercises for use in the classroom.**


**Teachers should use the Listening and Speaking skills, in particular, so that our students are as comfortable using English as they are their mother tongue. Feel free to select some activities or all of them, the choice is yours. Do keep a judicious balance between oral communication and writing practice.**

**I hope this book proves useful to the teacher, who is our first stakeholder and through the teacher to the students who are our first beneficiaries.**

**USHA ASWATH IYER**

**DIRECTOR**

**ZIET BHUBANESWAR**



## *Note to the Teachers*

- 1. This resource material for class I to VIII is to facilitate teachers to develop language skills in the students. The focus is on Listening and Speaking which are neglected areas in our normal teaching.**
- 2. Teachers are however advised to go unit wise and use all the activities mentioned against each competency.**
- 3. You can use all the activities or only selected activities, the choice is yours.**
- 4. Activities may be customised as per the requirement of the class.**
- 5. When required, adequate number of worksheets/activity sheets should be got photocopied in advance.**
- 6. Whenever possible, the teacher can model the activities with the help of the students.**
- 7. Your suggestions/comments are always welcome and we look forward to improving this effort.**
- 8. For any queries email us at [zietmumbai@gmail.com](mailto:zietmumbai@gmail.com)**



# RESOURCE MATERIALS FOR CLASS 2 ENGLISH

## ACTIVITIES FOR LISTENING COMPETENCY


### UNIT -1

#### *First Day at School; Haldi's Adventure*

#### **ACTIVITY-1: DICTATION**

**INSTRUCTION FOR TEACHER:** Read words and child will write after listening.

School, morning teacher, surprise,  
remember, puppy, drawing, giraffe,  
adventure, reach





## ACTIVITY-2 : Encircling the naming words



### INSTRUCTION FOR TEACHER:


Allow the students to encircle in the book and read aloud the encircled words.

One morning, as Haldi walked to school, she met a giraffe. The

Giraffe wore big glasses and held a book in his hand.

### ACTIVITY- 2: ANSWER KEY:

Morning , Haldi , school , giraffe  
, glasses , book , hand



## UNIT -2

### *I am Lucky!; I Want*

#### **ACTIVITY-1: GUESS AND SAY**

**INSTRUCTIONS FOR TEACHER:** The teacher will show one half of the word .The student will say the other half to give a complete compound word. (Picture to be shown through flash card).



Ex:

Sun + \_\_\_\_\_



car +-----

#### **ACTIVITY-1:**

Cleanliness brings happiness. It is our duty to keep our surroundings clean for a healthy life. Keep the classroom clean and use the dustbin to throw waste papers. Arrange the desks and benches properly.

**INSTRUCTION FOR THE TEACHER-** Read the passage 3 times.

4<sup>th</sup> time teacher will read out the same passage leaving some gaps.

**Students-** To fill the gaps.

Cleanliness brings\_\_\_\_\_. It is our duty to keep our surroundings\_\_\_\_\_ for a healthy life. Keep the ..... clean and \_\_\_\_\_ the dustbin to..... Waste papers. Arrange the desk and\_\_\_\_\_ properly.

**ACTIVITY-2: ANSWER KEY:**

Happiness, clean, use, benches , throw , use

**UNIT -3**


***A Smile; The Wind and the Sun***

**ACTIVITY-1:**

**INSTRUCTION FOR TEACHER:** Ask students to encircle the words said by the teacher and colour.

**CHOOSE AND COLOUR:**

X	I	C	L	S	P	B	F
H	T	O	B	M	L	A	F
S	S	L	P	I	Q	G	U
Q	A	D	N	L	R	J	N
S	E	C	R	E	T	F	N
I	Q	U	I	C	K	L	Y
O	C	M	A	J	O	R	A



### **ACTIVITY-1: ANSWER KEY:**

**COLD, SMILE, FUNNY, SECRET, QUICKLY**

### **ACTIVITY-2:**

**INSTRUCTION FOR TEACHER:** Ask the students to listen to the words and show the correct action.

1. smiling
2. puffing up cheeks
3. pulling
4. wrinkling
5. wiping face

## **UNIT -4**

### ***Rain; Storm in the Garden***

#### **ACTIVITY-1: LISTING OF WORDS**

**INSTRUCTIONS:** The teacher will recite the poem RAIN 3 times and the students will repeat.


RAIN

The rain is raining all around,

It falls on field and tree;

It rains on the umbrellas here

And on the ships at sea.



## ACTIVITY-2:

**INSTRUCTION FOR TEACHER:** The teacher will make the sound and the students will identify the character.

Sounds: 1.KAAW! KAAW! KAAW!

2. PLIP! PLIP! PLIP

3. ZZZAK! ZZZAK! ZZZAK!

4. GADAAM! GUDOOM! GADAAM! GUDOOM!

5. SITTASITTA! PITTAPITTA! SITTASITTA!!

## ACTIVITY-2: ANSWER KEY:

1. Crow; 2. Raindrops; 3.Lightning; 4. Thunder; 5. Rain;

## UNIT -5


### *Zoo Manners; Funny Bunny*

## ACTIVITY-1: RHYMING WORDS

**INSTRUCTIONS FOR TEACHER:** The teacher will say 5 words. The students will encircle two more rhyming words for each of the word. (Each pair of words can be coloured differently)

BUN	SHIP	SHELL	PLAY	JUMP	SAND	CAKE	FROG	TOO	CLOUD
GOAT	RAIN	TAKE	GUN	FALL	YOU	BELL	TREE	POT	BUMP

## WORDS FOR TEACHER:



## ACTIVITY-1: ANSWER KEY:

BUN	SHIP	SHELL	PLAY	JUMP	SAND	CAKE	FROG	TOO	CLOUD
GOAT	RAIN	TAKE	GUN	FALL	YOU	BELL	TREE	POT	BUMP

## ACTIVITY-2:

**INSTRUCTIONS FOR TEACHER:** The teacher will read the passage 3 times. The students will say TRUE or FALSE.

Bunny was happy. He was going to the new school in the jungle. All the good animals went to this school. It was under a tree. Bunny went with grandpa.

1. Bunny was sad.
2. He was going to an old school.
3. The school was in a jungle.
4. All the naughty animals went to this school.
5. Bunny went with Grandpa.

## UNIT -6

### ***Mr. Nobody; Curlylocks and the Three Bears***

#### **ACTIVITY-1:**

Listen and draw:

1. The teacher will ask the students to draw as she is speaking:
  - a) Draw at the right side -----a tall tree with many branches and leaves.
  - b) Now draw a little house to the left of the tree. Remember the house is smaller than the tree.
  - c) Draw one door and two windows in front of the house.
  - d) Colour the house-red; roof brown; doors and windows black ; tree trunk brown ; branches and leaves green.

**Speak about your drawing.**

#### **ACTIVITY-2:**

**Listen and mime:**

1. You are a rabbit. You hop about like a rabbit.
2. You are a tree. Grow tall and spread branches using your hands.
3. You are grandfather. You are reading a newspaper with a cup of tea.
4. You are playing cricket with your friends.

## UNIT -7

### *On My Blackboard I can Draw; Make it Shorter*

#### **ACTIVITY-1:**

1. On the basis of the poem *On My Blackboard I can draw* fill the blanks with suitable words:

- 1 ..... door.
- 2 .....chimneys.
- 3 ..... Steps.
- 4 .....marigolds.
- 5 ..... Gates.

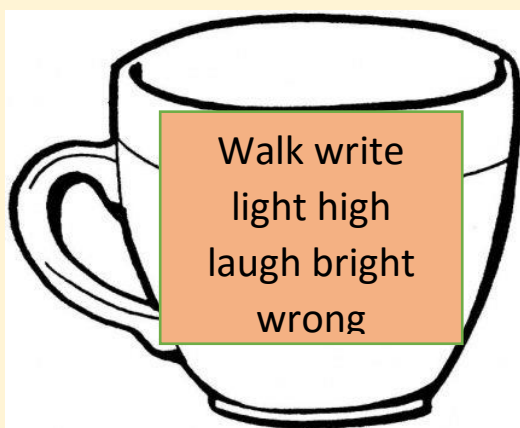
#### **ACTIVITY-1: ANSWER KEY:**

green, little, red, yellow, brown

#### **ACTIVITY-2:**

**Teacher-** He/she will read out the words having silent letters.  
(Photocopy of the words should be given)

**Students-** Listen and underline the letters which are silent.





## UNIT - 8

### *I am the Music Man; The Mumbai Musicians*

#### **ACTIVITY-1:**

**1. TEACHER-** Makes sounds of different animals.

**STUDENTS-** Identify the name of the animals by listening the sounds.

Neighs, hisses, brays, chatters, roars, cock-a-doodle-do, mews

**Role of Teacher-** reads the sentences aloud.

**Role of students-** Listen carefully and identify the names of helpers

1. I bake cakes. Who am I?
2. I give medicine. Who am I?
3. I sell milk. Who am I?
4. I teach students. Who am I?
5. I drive vehicles. Who am I?



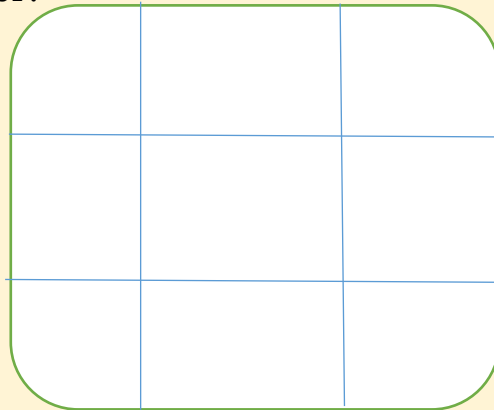
## UNIT -9

### *Granny Granny Please Comb my Hair; The Magic Porridge Pot*

#### **ACTIVITY-1: LET'S PLAY BINGO**

**Role of teacher-** A box having nine words will be provided to the students. The teacher will call out any six words from the master list.

**Role of students-** The one who crosses out all the words , first shouts “BINGO” and is the winner.



## UNIT -10

### *Strange Talk; The Grasshopper and the Ant*

#### **ACTIVITY-1:**

**1. Role of teacher-** reads out the sentences.

**Role of students-** find out the places where the animals live in:



1. I am a pig. Where do I live? -----

2. I am a cow. Where do I live? -----

3. We are pups. Where do we stay? -----

4. We are cubs. Where do we stay? -----

-

5. I am a quack-quack duck. Where do I stay? -----



**2. Role of the Teacher-** reads sentences related to different seasons.

**Role of the students-** listen carefully and name the seasons hidden in the sentences:

1. Flowers bloom everywhere. The nature looks beautiful. The colourful butterflies fly around the flowers. Which season am I? -----

2. Cold, cold and cold. Use sweater, woollen caps, and mufflers. Famous for oranges. Enjoy vacation. Which season am I? -----

3. Water from the sky. Ponds, rivers, lakes are full of water. Frogs croak. Which season am I? -----

4. Lots of mangoes to eat. Long vacation. Enjoy ice-cream, swimming. Which season am I?-----

5. Season changes. Start suffering from cough and cold. Enjoy festivals. Which season am I?-----

## ACTIVITIES FOR SPEAKING COMPETENCY

### UNIT - I

#### *First Day at School; Haldi's Adventure*

##### ACTIVITY-1:

Tell about your experience of “” first day at school”.



ANSWER KEY: GUIDANCE CAN BE GIVEN IN THE FORM OF QUESTIONS.

- EX: 1. A) When did you join this Vidyalaya? In which class?  
b) Who came with you? .....

##### ACTIVITY-2:

SPEAK ABOUT **SCHOOL BAG**

You are getting ready  
for your school.

What are the things  
you

Like to carry in your  
bag?

## UNIT - II

### ACTIVITY-1:

Who



is your best friend? Why do you like him or her?

### ACTIVITY-2:



I am a magician. I can change you too  
What would you like to be and why?

### ACTIVITY-3:

1. Imagine you are a monkey. Speak about yourself.

(At first the teacher will guide 2/3 students to speak. While guiding the students the teacher may ask short questions to get answer. The whole class will listen and come up with new sentences.

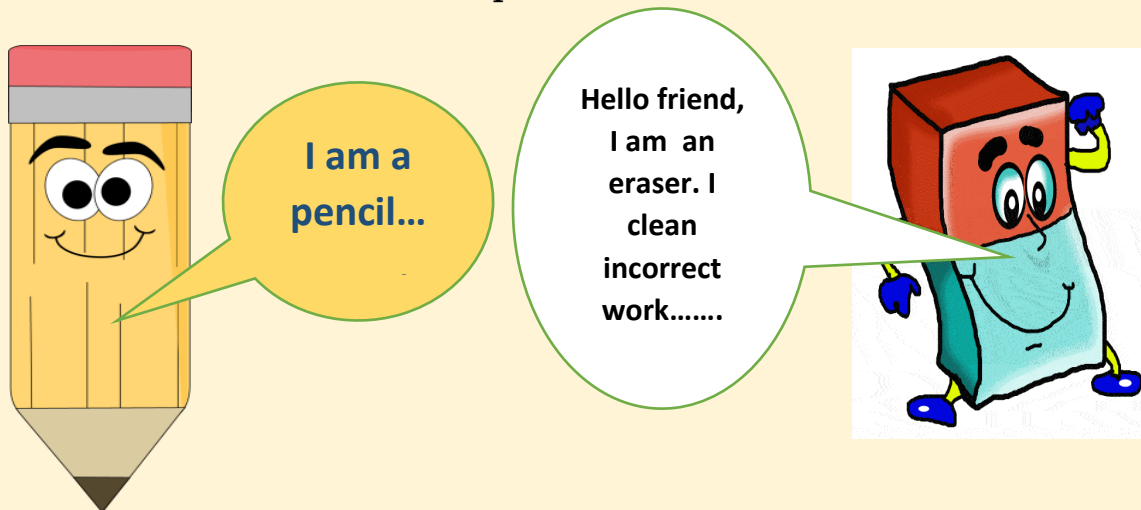
The questions can be: - a) Where do you live? b) What do you like to eat? c) Do you live in a group? d) What do you like to do?



## UNIT - III

### ACTIVITY-1:

1. Conversation between a pencil and an eraser:-



## ACTIVITY-2:

1. When do you feel happy?



**NOTE:** Teacher can supply clue words.

## UNIT - IV

## ACTIVITY-1:

Water is important to everybody.

Discuss about some ways to save water at home and in the school.



## ACTIVITY-2:

### Listen and mime:

1. You are rabbit. You hop about like a rabbit.
2. You are a tree. Grow tall and spread branches using your hands.
3. You are grandfather of your house. You are reading a newspaper with a cup of tea.
4. You are playing cricket with your friends.

## ACTIVITY-3:

1. How do  
clean

you keep yourself  
every day?



**Brushing, washing face, combing hair, taking  
bath, hand wash, wearing clean dress, cutting  
nails**



# UNIT - V

## ACTIVITY-1:

The teacher will ask students to prepare masks of elephant, giraffe, bear, lion, and tiger.

Each student will wear the mask of an animal and speak about it.


Clue words to be written on the blackboard.

**Colour of the body, size, place it lives, food to eat, sound, movement**



## ACTIVITY-2:


Teacher will show the pictures of a



rabbit, hen, duck and a wolf on the blackboard OR with the help of projector.

The child has already read the story FUNNY BUNNY

He/she will retell the story as much as he/she can.



## ACTIVITIES FOR READING COMPETENCY

### UNIT - I

#### ACTIVITY-1:

Everyone likes to have friends. We must have good friends. We must have friends who will love and care for us. When we are sad they comfort and make us happy.

Q.1.Fill the box by using words from help box:-



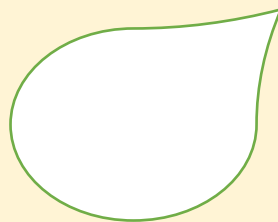

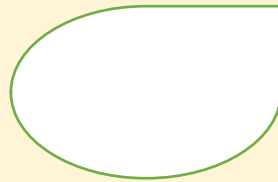
Care, good, friends, have

a) Everyone likes to have \_\_\_\_\_.

b) We must have \_\_\_\_\_ friends.

c) We must \_\_\_\_\_ friends who will love and \_\_\_\_\_ for us.

2. Give the opposites:



3. Write the name of your best friend: .....

## UNIT - II

### ACTIVITY-1:

**Read the poem:**

If I were a bird  
I would fly  
And fly on the top of the  
world.  
Through the rainbow  
I would fly  
And with colours  
Of my own  
I would make him shy.

1. Complete the poem:

If I were to be born

A \_\_\_\_\_

I would fly

And fly on the top of the \_\_\_\_\_

Through the \_\_\_\_\_

I would fly

And with \_\_\_\_\_

Of my own

I would make him shy.


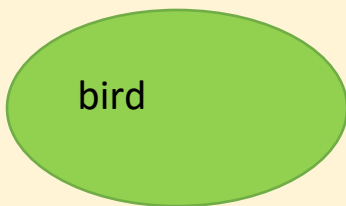
1. How many times is the word “FLY” mentioned in the poem?

.....  
.....

2. Which parts of a bird’s body help it to fly?

.....  
.....

3. Find out the rhyming words:-



**ACTIVITY-2:**

**Read the passage carefully:**

“I want to be big,” says little Monkey. “ I want to be strong.”

A wise woman hears him. “ Take this magic wand,” she says, “and all your wishes can come true.” A giraffe comes by. He stretches his long neck. He eats the sweet leaves at the top of the trees.



**Answer the questions:-**

1. Who says “I want to be big.”

.....  
.....

2. Who hears him? (An old woman /a wise woman)

.....  
.....

3. Who comes by? (A monkey / a giraffe)

.....  
.....


4. Fill in using describing words:-

I) a ..... Woman      ii) ..... neck

5. Write the opposite:-

I) weak .....

II) Sour .....




**ACTIVITY-1:**

Dumpy and Wimpy were playing near a pond. Dumpy felt thirsty. He drank water from the pond. Dumpy, don't drink water. It is unhealthy," Wimpy said. But Dumpy didn't listen to Wimpy. He drank the water anyway. After some time Dumpy got ill. His mother took him to the doctor.



Dumpy



Wimpy

**Answer the questions:-**

1) Where were Dumpy and Wimpy playing? (Lake/pond)

.....  
.....

2) Dumpy felt

.....

3) Did Dumpy listen to Wimpy?

.....  
.....

4) Who took him to the doctor? (Wimpy/mother)

.....  
.....

5) Opposites of:

i) unhealthy .....

ii) far .....

### ACTIVITY-2:

#### THE HAPPIEST!

Mother gives me love and care.

Father shows me how to fare.

Friends give me joy and fun.

Uncles buy me toys that run.

Granny tells me tales at night.

Brother spares his bike and kite.

Sister plays some tricks that please.

Teachers help me learn with ease.

I am the happiest you can see.

To have them all here with me.


#### 1. Answer the questions:

MATCH THE FOLLOWING:

A

B

1. Mother gives me	Learn with ease
2. Friends give me	How to fare



3.Granny tells me	Joy and fun
4.Father shows me	Love and care
5.Teachers help me	Tales at night

2. Write the rhyming words:-

Fun

night

care

please

.....

.....

.....

.....

3. What makes you happy?

.....

.....

.....

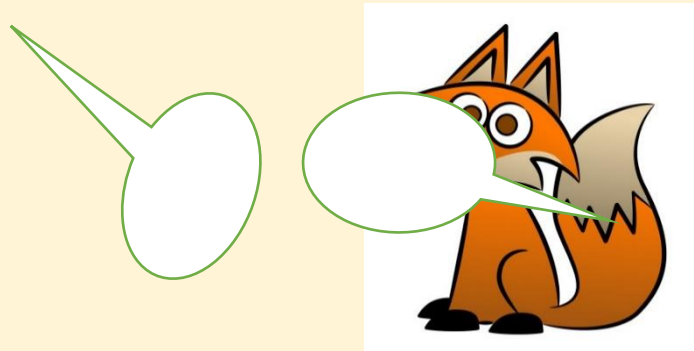




# UNIT - IV

## ACTIVITY-1: Read the story:

Hokku and Takku fox were friends. One day, Hokku said to Takku, “Takku, there are two fat sheep in the village. Let us catch them.” Takko’s mouth watered when he heard this. So they both set out to the village. They went straight to the pen and met the sheep.



### Answer the questions:

a) Hokku and Takku were .....  
(Brothers /friends)

b) How many fat sheep were there in the pen? (Four/ three/two)  
.....

c) Where did the sheep live? (Kennel/ shed /pen)  
.....

d) Whose mouth watered?  
.....

e) Write the plural of:

Friends.....

Sheep .....

**ACTIVITY-2:** Pick out correct words from the box and place in the correct graph:-

Head, the ants, light, clouds, dark, the snail, tail, climbed, pulled, crows


Sunu Sunu, \_\_\_\_\_, was visiting his friends,

They .....all over him. Suddenly, a great white .....

Crashed through the ..... Sunu-Sunu quickly .....

In his ..... Pulled in his .....

And sat very ..... Outside, the sky grew ..... and the..... Flew past.


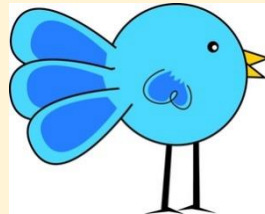



# UNIT - V

## ACTIVITY-1: Read the passage:

Little Chunky fish in a pond wanted to become a flying bird. A fairy gave her powers to grow feathers on her body, and made her a bird. Chunky flew up and reached the sky .Suddenly rain started. Chunky got wet in rain. And fell down in a pond, cried aloud, “Never try to change your life” said the fairy.

1. Encircle the smallest bird:



2. A ..... Gave her powers to grow feathers.

3. What did chunky fish wanted to become?

.....  
.....

4. Where did Chunky fall down?

.....  
.....

5. Who said this, “Never try to change your life?”

.....  
.....

**ACTIVITY-2:** Read and find out the ingredients and complete the box:-

## VERY BERRY SHAKE

Put two cups of milk, two scoops of ice-cream, around twenty dry grapes and three tablespoons of strawberry jam into the blender. Mix well. Pour the milkshake into a tall glass. Decorate with strawberry or dry fruits. Your tasty milk shake is ready.



1..... 2.....

3..... 4.....

© Kendriya Vidyalaya Sangathan, New Delhi

E-mail: [dirzietbhubaneswar@kvsedu.org](mailto:dirzietbhubaneswar@kvsedu.org), [zietbbsr@yahoo.com](mailto:zietbbsr@yahoo.com)

Website: <http://www.zietbbsr.org>



### **ZIET BHUBANESWAR MEMBERS**

**Sh. Kali Prasad Das** (PGT-English), **Sh. Ashok Kumar Gupta** (PGT-Chemistry),  
**Dr. Abhijit Saha** (PGT-Biology), **Sh. Nabaghan Nayak** (PGT-Mathematics),  
**Sh. Parsuram Shukla** (PGT-Economics), **Smt. T. Samrajya Lakshmi** (PGT-Physics),  
**Sh. Nanigopal Maj** (PGT-Commerce), **Dr. Santosh Gupta** (Librarian),  
**Sh. S. Sc. Tripathi** (Steno Gr- I), **Smt. Santilata Padhy** (UDC),  
**Sh. Gagan Bihari Nayak** (Sub Staff), **Sh. Pabitra Mohan Rana** (Sub Staff)

**Published BY: ZIET BHUBANESWAR**

**Compiled and Designed by: Dr. Santosh Gupta, Librarian, ZIET BBSR**

**ZOANL INSTITUTE OF EDUCATION & TRAINING, BHUBANESWAR**  
Kendriya Vidyalaya No. 3 Bhubaneswar Campus  
Mancheswar Railways Colony, Pragati Vihar  
BHUBANESWAR (Odisha) - 751 017